



Using Expert Content

Scoutlier has created Expert Content in partnership with curriculum providers and our expert teachers.

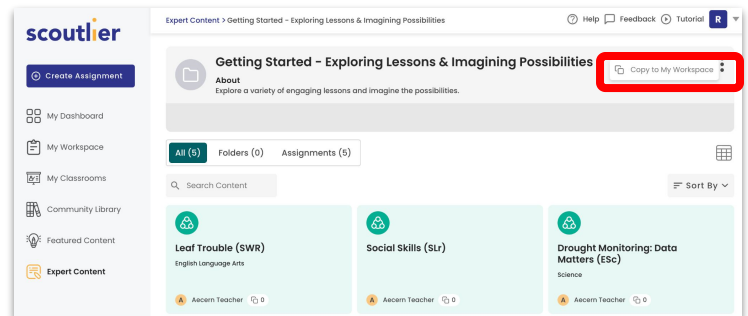
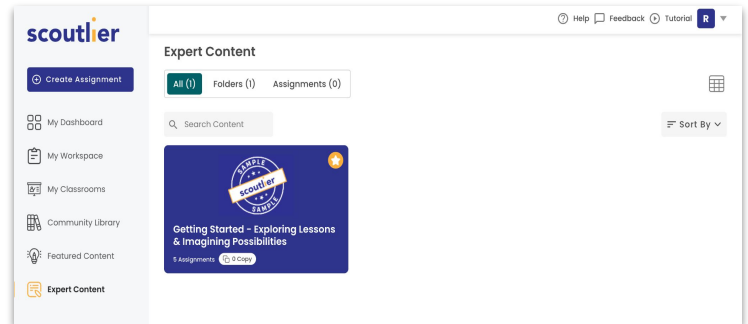
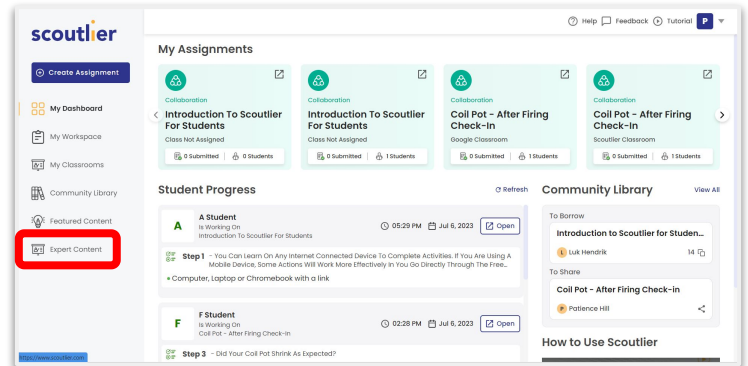
When you first log into Scoutlier you are taken to your Dashboard.

Click **Expert Content** on the left to view the material. You will see a sample folder.

If you have access to Expert Content, you are able to copy folders and/or assignments. However, they can not be shared with other teachers.

If you would like to use this material, you can copy the individual items by clicking the copy icon. If you want the entire folder, you can click the three vertical dots on the right and copy it all to your workspace.

Once you copy the material, you are taken back to your Workspace where the material can now be assigned to your students. It can also be edited to suit your particular needs.



If you do not have access to Expert Content, the three vertical dots will provide a link to submit a form to receive more information.

New material is added on a consistent basis. Don't hesitate to reach out to us with questions, comments or thoughts.

Contact us at info@scoutlier.com

We're glad you're interested in our Expert Content! Please let us know more and we'll get you started

Name *

First Last

Email *

Organization

Are you already using Scoutlier?

We haven't tried Scoutlier's free platform yet

Comment or Message